

North Florida & South Carolina Region



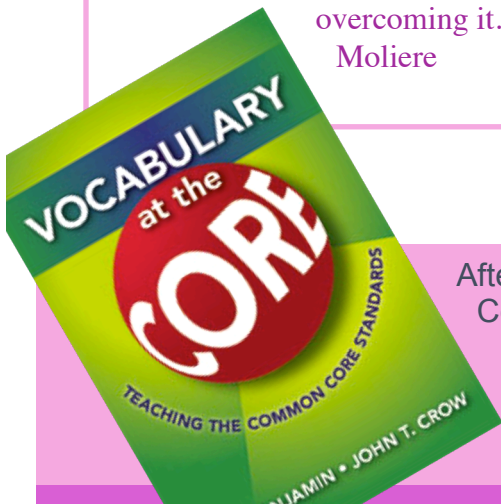
Common Core ^{Tip} Corner

Positive Character Quotes

"There are seven things that will destroy us: Wealth without work; Pleasure without conscience; Knowledge without character; Religion without sacrifice; Politics without principle; Science without humanity; Business without ethics." Mahatma Gandhi

The best teachers teach from the heart, not from the book.
~Author Unknown

The greater the obstacle, the more glory in overcoming it. – Moliere



The **Common Core State Standards** for Vocabulary Acquisition and Use call upon students to:

1. Determine the meaning of unknown words by using context clues
2. Demonstrate understanding of word relationships
3. Acquire and accurately use a range of general academic and domain-specific words and phrases

Context—information that exists *outside* the word—is a major source to tap into when analyzing new words.

The single most important thing you can do to help your students see how to guess a word from context is to show them how *you* do it by employing multiple strategies. The process takes very little class time. Tell them that you are going to pretend to be one of them, showing them how you find clues to words that you think might be problematic for them. Then read a short passage out loud to your students, stopping to think out loud as you process information. Remember that the purpose of this activity is *not* to teach specific words, but to demonstrate *strategies* that you use to figure out what words mean or how you derive meaning from a text.

After modeling the skill, practice the skill from the "Vocabulary at the Core" with the following classroom activity:

Give students short passages with nonsense words inserted for known words. Students then work in groups to come up with best guesses of the original words. When everyone is finished, compare answers and the reasoning processes that were used.

Get to know the North FL Region:



Stephania - Aka "friend"

Born July 26th ~LEO~

How well do you know Stephanina?

So I thought maybe for get to know the region -Since it's "PINK"tober and Breast Cancer Awareness Month- I might share my story...

For those of you who don't know - In June at age 32 I was diagnosed with Stage 2 Breast Cancer. I have no family history and it is an aggressive, estrogen-based cancer.

How did I find it? I literally felt the lump as I put my bra on one morning- I went to my doctor and we scheduled a mammogram.

The sonogram and biopsy found that the cancer had traveled to my lymphatic system and was growing fast. My course of treatment began in July with Chemotherapy - 24 weeks! I will then schedule a surgery to have the lump removed and follow up with radiation for 8 weeks.




The most important thing I can stress from this whole experience is to listen to your body and get checked.

More about me....

I love Disney and the beach! I read non-stop and enjoy riding my bike.

I am married to my best friend, Brian and we have a miniature schnauzer Tinkerbelle who jogs 3-5 miles with me every morning!



I cheer on UCF and the Steelers Football and the US Men's Soccer Team!

Stephanina's infamous quote "Smiles"



“Let Your Walls Speak”

Does your room reflect what you are teaching?

Take a look at your classroom walls and displays. What do they say about you, your relationship with your class, and your view of teaching? Are your students guests in your room, or does the classroom feel like a space you share with them?

Do the walls and displays show what your students are learning?

In your Classroom...

- Do the walls and displays look pretty much the same from month to month, year to year?
- Roughly, what percentage of classroom displays includes work done in whole or part by students? What percentage is devoted to posters or materials that were made, purchased, or inherited?
- For any chart or reference that is currently hanging up, when is the last time a student used it? When is the last time it was actually referred to?
- Do students decide which pieces of work they want to be displayed?

Displays

Classroom walls should reflect what learning is going on in the classroom. The unit of study should create a learning environment and theme in the room to inspire creativity and higher level thinking



Anchor Charts: Displays references for students

Things to Keep Current in Your Room!

Vocabulary: building blocks to what the students are currently reading or studying



Graphic Organizers: Model higher-level thinking

Student Work

Students of ALL ages love to see their work on display!

Make sure that student work is always displayed with an objective and expectation- relate the work to the standard that you are teaching and provide a rubric for what great work looks like!

Let the students be creative!

Keeping your classroom current with what you are teaching doesn't have to be hard to maintain. Involving the students in their learning environment will make a direct impact on their depth of knowledge.

Your classroom might become an underwater oasis, an encounter in the solar system, colonial period, medieval times or different states of matter. Let the journey become an adventure and let your walls speak for themselves 😊

Are You Guilty of Distraction?

Take this quick test to find out

By Dave Ramsey

If you answer yes to any of the following statements, you might be too distracted.

♥ **Your last written goal was to get a date to the junior prom.**

Solution: Most people and organizations fail from a lack of clear goals and focus. They are that important.

And not just for your business—you need to set goals for all areas of your life, including:

- Financial
- Spiritual
- Physical
- Intellectual
- Family
- Social

♥ **At the end of the day, you feel like you haven't accomplished anything.**

Solution: Instead of putting out fires all day, brainstorm some solutions and a possible course of action for future problems that pop up.

♥ **You always answer your phone, no matter where you are.**

Solution: Unless you're the president of the United States, a doctor or possibly Mark Zuckerberg, you don't need to be accessible 24 hours a day. Turn off your phone, lock it up in your desk, or do whatever it takes to break the habit. Then set two time periods each day to return calls or answer emails. When you are at home, do the same. Lose the cell, play with your kids, and kiss your spouse instead, and see what a difference it makes in your business and your life.

♥ **You opened this email within 30 seconds of receiving it.**

Solution: Email can be a total time vacuum if you don't put it on a schedule.

♥ **Your meetings are boring, drag on forever, and accomplish nothing.**

Solution: Set a time limit, make sure there is an agenda, and stick to both. If an issue isn't resolved, assign someone to work on it and report back by a certain date, then move on.

With just a few small changes, you can transform your life from being totally stressed to accomplishing great things. So what are you waiting for? Fight those distractions and win.

DonorsChoose.org

How to Get Them to Choose YOU!

By Jennifer Badeaux



Let's first start with what DonorsChoose.org

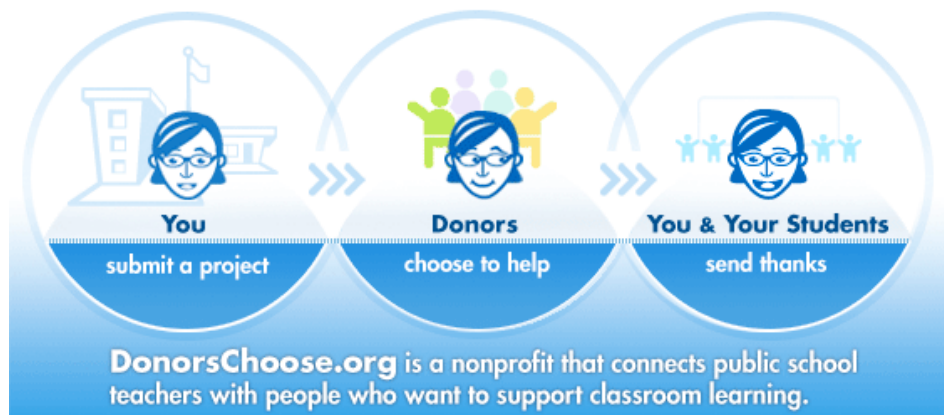
is... DonorsChoose.org is a site that helps you write and fund mini-grants for use in your classroom or at your school. These grants can be for anything from technology to carpets, books to glue sticks and anything in-between. You can even write a grant to help fund a field trip or class trip.

To start off you may want to ask at your school if anyone has successfully used DonorsChoose.org and if they have any pointers. I did just that for us over at Imagine South Lake. One of our new teachers this year, Suzanne Mini, is actually quite the pro at DonorsChoose.org. She's on her 50th project and adding more all the time. Yes, I said fifty. 5 and 0!

Mrs. Mini was able to give me a few pointers for my project since it is only my second. She mentioned that different apps and sites give DonorsChoose.org gift cards when you turn in your points. These promotions change all the time. You can also submit your grant on the Teaching Resources page run by Laura Candler. On Sundays she picks two different projects to help fund. The best news is that I actually had the last funding on my project come through this way. After just a few short weeks my project was completely funded and I now have a projector on the way to my classroom.

When Mrs. Mini was asked why she likes DonorsChoose.org so much she responded, "DonorsChoose.org allows me to get materials for my classroom that I never would have been able to get otherwise. I am able to teach with many different resources. From books, games, technology, basic supplies, incentives and awards, the students appreciate anything that is donated to us. (The students) have gained a better understanding of philanthropy and the importance of helping others."

Good news! Mrs. Mini has also said that she would be glad to be a resource for anyone who has questions about DonorsChoose.org. She has a few PowerPoint presentations to share as well. You can reach her at Suzanne.Mini@imagineschools.com



**Random FIRE SAFETY
Trivia to interest kids...**

Where Fires Occur:

1,795,000 fires in the US last year. Of these:

- o 40% were Outside Fires
- o 31% were Structure Fires
- o 22% were Vehicle Fires
- o 7% were other types

Fires in the home most often start in the:

- o Kitchen 29%
- o Bedroom 13%
- o Living Room 7%
- o Chimney 5%
- o Laundry Area 4%

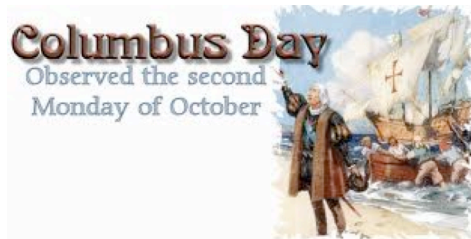
Cooking is the leading cause of home fires & injuries in the U.S. Cooking fires often result from unattended cooking and human error, rather than mechanical failure of stoves or ovens.



Birthdays

- 1 – Courtney Flood
- 2 – Valorie Sierens
- 4 – Jennifer Badeaux
- 8 – Danielle Ciccotelli
- 9- Robert Knapp
- 12 – Mary Orozco
- 16 – Nichole Meerleveld
- 17 – Robert Breon
- 16 – Jessica Duran
- 21 – Rachel Gregory
- 21- Lillian Walker
- 26 – Belkis Perez
- 27 – Suzanne Mini
- 30 – Jennifer Goss
- 30 – Lindsey Jenkins
- 31 – Jessica Heaton
- 31 – Robert Amstutz
- 31 – Jessica Herrington
- 31 – Ryan VanPortfliet

**Important Dates in
October!**



TOP TEN Tips: To keep in mind when Writing an Essential Question –

What is NOT an essential question?

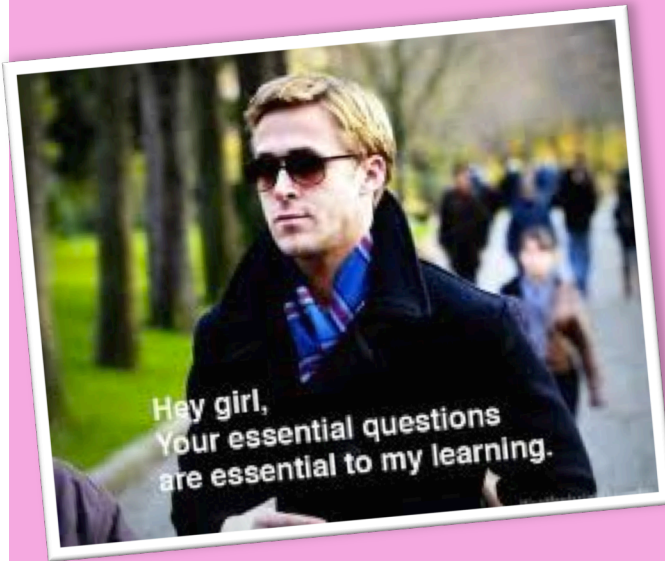
1. It is NOT a question that can be answered with a yes or no.
2. It is NOT a question that can be answered in one sentence.
3. It is NOT a blurry or large question that requires a five-pound book to answer.

An essential question IS:

4. It IS a question that guides your lesson.
5. It IS a question that will give you a frame and a focus.
6. It IS clear and concise—or short and sweet.
7. It IS a question that tells your students what your class will be learning.

How do I write an essential question?

8. Use the key words and higher level thinking questions.
9. Use words that make sense to you and are kid friendly.
10. Remember that you might need to change your essential question when it doesn't make sense- be flexible!



The Cracked Pot Story

The Cracked Pot



A water bearer in India had two large pots, each hung on each end of a pole, which he carried across his neck. One of the pots had a crack in it, and while the other pot was perfect and always delivered a full portion of water at the end of the long walk from the stream to the master's house, the cracked pot arrived only half full. For a full two years this went on daily, with the bearer delivering only one and a half pots full of water to his master's house. Of course, the perfect pot was proud of its accomplishments, perfect to the end for which it was made. But the poor cracked pot was ashamed of its own imperfection, and miserable that it was able to accomplish only half of what it had been made to do.

After two years of what it perceived to be a bitter failure, it spoke to the water bearer one day by the stream. "I am ashamed of myself, and I want to apologize to you."

"Why?" asked the bearer; "What are you ashamed of?"

"I have been able, for these past two years, to deliver only half my load because this crack in my side causes water to leak out all the way back to your master's house. Because of my flaws, you have to do all of this work, and you don't get full value from your efforts," the pot said.

The water bearer felt sorry for the old cracked pot, and in his compassion he said, "As we return to the master's house, I want you to notice the beautiful flowers along the path."

Indeed, as they went up the hill, the old cracked pot took notice of the sun warming the beautiful wild flowers on the side of the path, and this cheered it some. But at the end of the trail, it still felt bad because it had leaked out half its load, and so again it apologized to the bearer for its failure.

The bearer said to the pot, "Did you notice that there were flowers only on your side of your path, but not on the other pot's side? That's because I have always known about your flaw, and I took advantage of it. I planted flower seeds on your side of the path, and every day while we walk back from the stream, you've watered them. For two years I have been able to pick these beautiful flowers to decorate my master's table. Without you being just the way you are, he would not have this beauty to grace his house."

Now, that is a different way to look at the cracks in your pot!