



**POSITIVE
CHARACTER
QUOTES**

"Start wherever you are and start small."-Rita Bailly

"Nothing is predestined. The obstacles of your past can become the gateways that lead to new beginnings"-Ralph Blum


"There are two mistakes one can make along the road to truth...not going all the way, and not starting"
-Buddha

"Failure is the opportunity to begin again more intelligently."
-Henry Ford

"What is not finished today is never finished tomorrow." -Johann Wolfgang von Goethe

North Florida Region

JANUARY 2012



Differentiating in a New Year

Content, Process, and Product

There are a few basic elements to differentiation that will make the journey smoother for you and your students. You are probably using various aspects of differentiation right now in your classrooms. But, are you being explicit about the ways in which you differentiate?

In other words:

- Are you conscious of the efforts you make to meet the needs of all your students?
- Do you keep track of the ways you address individual learning styles and preferences?
- Do you arrange classrooms and structure lessons to increase student motivation?
- Whenever possible, do you provide students with options and choices regarding how they are going to learn and how they are going to show their learning?
- Do you vary the ways in which you assess student learning?
- Do you use cooperative learning and grouping strategies to increase student participation?



Once you've decided to explicitly include differentiation into your classroom routines, you are confronted with the question: OK, so what exactly can I differentiate?

Differentiation usually includes one or more of the following areas:

• Content

- Is "what" students learn
- Includes curriculum topics, concepts, or themes
- Reflects state or national standards
- Presents essential facts and skills
- Differentiates by preassessing student skills and understandings, then matching learners with appropriate activities
- Provides students with choices in order to add depth to learning
- Provides students with additional resources that match their levels of understanding

• Process

- Is "how" students learn
- Refers to how students make sense or understand the information, ideas, and skills being studied
- Reflects student learning styles & preferences
- Varies the learning process depending upon how students learn

• Product

- Is the end result of student learning
- Tends to be tangible: reports, tests, brochures, speeches, skits
- Reflects student understanding
- Differentiates by providing challenge, variety, and choice

A fundamental premise of differentiating instruction is that you, as the classroom leader, must take certain steps that guarantee your students will learn what you need them to learn in order to meet curriculum guidelines and state standards.

That means before you begin a unit of study, you need to know exactly what you expect from students. Of course, this is nothing new, but too often it's a simple step we neglect to follow as we instruct our students. One suggestion many practitioners of differentiation offer is the KUD method. As you prepare a unit, explicitly explain what it is you want students to Know (K), Understand (U), and Do (D).

JOY AT WORK

**A Revolutionary
Approach to Fun
on the Job**

Shared Values your questions answered



Do you have questions about our shared values and you aren't sure who to ask? Send in your inquiries with our newest installment... "Inquire Imagine"

We will do our best to find the answers to your questions and post in the next edition of our region newsletter

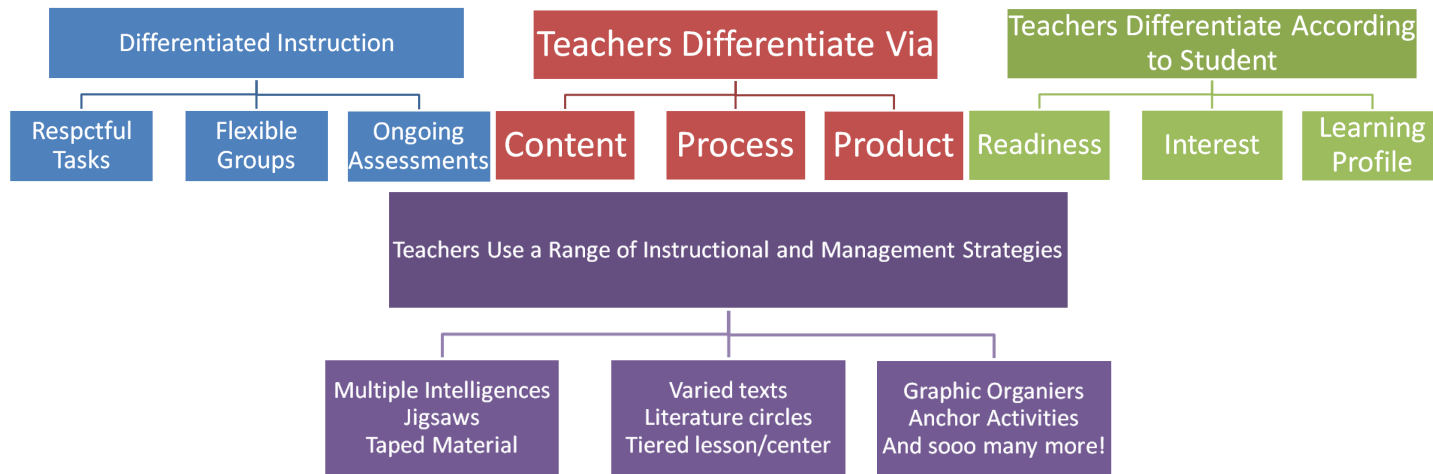
–Don't worry— want your question to be anonymous?!?! We have you covered— simply submit a form on the home page of our region website: www.imagenorthfl.com in the special new section titled "Inquire Imagine"

As always keep smiling
North Florida




Academic Achievement The Differentiated Classroom

In *The Differentiated Classroom: Responding to the Needs of All Learners*, Carol Ann Tomlinson offers the following framework for helping teachers differentiate in the classroom



Updated ARC!
Look at all the books we are reading!!!! What a great region average! Next goal 3,000!!!!!!



School	Total students participating:	Total Books Read:	Average per student:
ISLC	106	688	6.49
ISTC	185	1013	5.47
ISER	89	341	3.83
North FL Region	380 students	2,042 books	5.37 average

Using Video in Your Classroom

Tips to keep students involved!



While watching television is often seen as a passive viewing

experience, there are ways to turn it into a springboard for student interaction.

Here are some general teaching strategies that enhance the use of video materials in your classroom by targeting specific skills:

Predicting

With Picture and Audio on:

- ◇ Use the pause control to stop a scene and have students predict what will happen next or the next line

With Audio off:

- ◇ Have students predict situations or dialogue of scene

With picture off:

- ◇ Have students predict situation and characterization by only listening to soundtrack

Viewing Comprehension

Check students' understanding of the situation and character by:

Before watching:

- Give students specific things to look and listen for before they

watch a scene

While watching:

Freeze-frame the scene and use think-alouds or check for understanding questions

After watching:

Students answer comprehension questions or give the students cloze scripts and have them fill in missing words in dialog lines

Listening Practice

Have students focus on the dialogue contained in a scene by listening for particular vocabulary words, structure or functional expressions

Speaking Practice

Role play scene, interview classmates about thoughts on video and report results, students pair up and talk about situations and characters, or write dialogue lines on separate strips of paper and distribute randomly; have students recreate the scene by putting the lines together.

Discussions

Students discuss scene, plot, actions, feelings and thoughts.

Important (and some random)

Dates in January:

- 1— New Years Day
- 3—J.R.R. Tolkien birthday
- 4 —Isaac Newton birthday
- 5— National Bird Day
- 6— Epiphany
- 7 - First U.S. Presidential Election 1789
- 8 —Elvis Presley birthday
- 9 —National Static Electricity Day
- 12—Jack London's Birthday
- 13— Sesame Street's Rubber Duckie birthday
- 14— National Dress up your pet day
- 15— National Hat Day
- 16 - Dr. Martin Luther King Jr. Day
- 17—Benjamin Franklin's Birthday
- 20 - Cheese Day
- 21 —National Hugging Day
- 23 —Chinese New Year
- 24 - Gold discovered in California in 1848
- 25— Opposite Day
- 27— Lewis Carroll's Birthday
- 29— National Puzzle Day
- 31— Backwards Day

"Remember the old adage that a picture is worth a thousand words, for today's students the picture is all!"
 Check out these resources for videos to use in the classroom:
youtube.com
vimeo.com
teachertube.com
schooltube.com
www.howcast.com
Sarafimontage.com


Professional Development Book Review

Classroom Instruction That Works by Robert Marzano

Research on the best strategies for raising student achievement through classroom instruction. Nine categories of instructional strategies that maximize student learning are introduced, along with the pertinent information to understand and synthesize each:

- Studies in effect size and percentile gain units
- Guiding principles for using the strategies
- Classroom examples of model instructional
- Practice charts, frames, rubrics, organizers, and other tools

--will help teachers to apply the strategies immediately in the classroom





Get to know the North Florida Team
A special joy or memory from 2011

Diane Beatty: I think for me it is the opportunity our North Florida team had to get to know our GA team and expand even further with our first SC school.

Lisa O'Grady: 2011 was ushered in literally with the birth of our baby boy, Patrick John. What a joy it has been watching him grow up over the past year!

Linda Williams: My greatest joy from 2011 is finding out that my oldest son will graduate with honors, is receiving a Bright Futures Scholarship and has recently been admitted to FSU. He is going to major in Biological Sciences with hopes of eventually becoming a Pharmacist.

Mary Briggs: As many of you know my son, Andrew, is truly one of the greatest joys in my life – so I would say that looking back on 2011 our getting to spend his 18th birthday together as a family was probably one of the best memories that I will cherish forever

Jeremy Gutierrez: My joy of the year comes in many flavors and in different states. My joy comes from knowing I have truly been blessed to have wonderful people in my life. This includes colleagues, friends, and family. As many know, I moved to Palm Coast Florida from St. Louis Missouri in November. I left some of the greatest people supporting me, in faith that I would be entering a great new chapter of my life. It has been said that: "The will of God, never leads us where the grace of God will not protect us." My most joyous memory spans a month, state borders and many kind faces.

Stephania Sherman: The opportunity to work with three amazing schools for the first time ever in our North Florida Region!

Jenny Norris: My favorite memory from this past year would be watching my son, James, win first place in the Imagine Schools State Science Fair this past spring. He has tried his hardest since our school has been in existence to win first place and for him to finally win in his eighth grade year was the best!

Jessica Duran: My favorite memory was taking my 2 year old son, Ethan, (who is obsessed with Mickey) to Disney for the 1st time and seeing his face when he saw Mickey

Parent Tip

Kick off the New Year...with a recap

Starting a new year is often a great time to remind parents of expectations of the grade level. So send out a special reminder, have a parent night, host a webinar, or simply post in your newsletter or website.

Education Directors

Check out the pictures Or the newest BLOG Time for Reflection @ <http://imagineeducators.webs.com>

Want to win a copy of the Professional Development book featured in this month's newsletter ?

Be the first to email Sherman one question by Beth Lewis suggested on the blog in the "Time for Reflection" post and your response!



Region Celebrations:

January Birthdays

- 1/2 Stacey Brown-Turknett
- 1/4 Mary Barber
- 1/6 Caroline Fairchild
- 1/7 Caitlin Fuller
- 1/15 Melissa Balfour
- 1/16 Linda Williams
- 1/17 Jen Osborne
- 1/20 Kim Osofsky
- 1/21 Nikky Lopez
- 1/21 Elizabeth Colombo
- 1/21 Landi Miret
- 1/22 Andrea Ryerson
- 1/26 Lucas Stricker



Share your celebrations with our region.....had a baby? Get married? Tell us - just email me!