

North Florida Region

APRIL 2012



POSITIVE CHARACTER QUOTES FOR TEST TIME

“The greatest barrier to success is the fear of failure.” Sven Eriksson

“Our greatest weakness lies in giving up. The most certain way to succeed is always to try just one more time” Thomas Edison

“Too many of us are not living our dreams because we are living our fears” Les Brown

“Doubt whom you will but never doubt yourself” Christian Bovee

“Neither you nor the world knows what you can do until you have tried” Ralph Emerson

“Many of life’s failures are people who did not realize how close they were to success when they gave up” Thomas Edison

“Though no one can go back and make a brand new start, anyone can start from now and make a brand new ending” Carl Bard

Overcoming Test Anxiety

Wow —with FCAT, SAT10, FAIR and End of Course exams right around the corner— we are in High Stakes Testing Time!!!! Remember this is a time for students to SHOW WHAT THEY KNOW but some students may experience anxiety about tests. A certain degree of test anxiety is normal and may help students prepare more effectively, work more efficiently, and remain focused during testing. Too much anxiety, however, can negatively affect performance.

To relieve some tension its time to freshen up on some teacher strategies to relieve anxiety!

☺ **Before the test**

- ⇒ Notify students of the test dates and encourage all students to be present
- ⇒ Create uncluttered testing environment
- ⇒ Become familiar with materials and procedures to be used with test

☺ **During Test**

- ⇒ Read directions carefully to students
- ⇒ Monitor students by moving around room
- ⇒ Anticipate and eliminate any disruptions

☺ **After Test Administration**

- ⇒ Adhere to all test return instructions
- ⇒ Analyze test reports for instructional strengths and weaknesses

☺ **Encourage Students to use Positive Self-Talk**

- ♥ I can do this
- ♥ I know this material
- ♥ I have practiced this material
- ♥ I’m intelligent

☺ **Reduce student stress**

- ⇒ Discuss the purpose of the test
- ⇒ Have realistic expectations of students’ performance while encouraging students to do their best
- ⇒ Allow student to express their anxiety verbally or in writing
- ⇒ Be careful not to over emphasize the importance of the test
- ⇒ Emphasize that the test is only one measure of academic performance and that test scores do not determine a person’s worth

☺ **Visualization-Olympic Method**

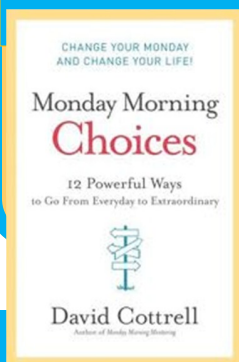
- ♥ Close your eyes
- ♥ Calm your breath
- ♥ Picture yourself confidently taking the test
- ♥ Remember another test you did well on
- ♥ Imagine yourself receiving a high score
- ♥ Smile

☺ **Special NOTE**

- ♥ Students are not the only people who experience test anxiety. Teachers, admin, and all other school personnel have anxiety and pressure. Remember that anxiety is contagious *Anxious educators often create anxious students.* Be mindful of your demeanor about the test
- ♥ Smile and maintain a sense of humor! Know that you have done your best to prepare your students☺ and your best is all that you can do!

PD

Book Review



Monday Morning Choices gives sound, insightful direction to anyone wanting to get off the wrong track and on to the road to success, both professionally and personally! This upbeat book will leave you feeling passionate about choosing a positive future for yourself! Each Chapter feels like a life lesson learned anew! Only \$13.98 on Amazon!

Heard of Oprah’s book club?!

Well we have something SO much better!!!! JOIN **Stephania’s** Book Club—

Together we will share insight and thoughts VIRTUALLY! Starting with Monday Morning Choices -

Reading only a chapter a week then emailing our reflections every Monday Morning!

Want to join??? Email Stephania by Friday — begins April 15 ☺

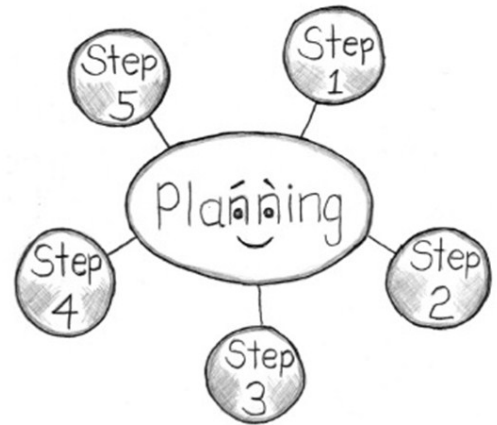
Plan Effectively

Failing to Plan is Just Planning to Fail

tips by Annette Breaux

- Failing to plan is just planning to fail
- It's like trying to sail a sailboat that doesn't have a sail
- If you plan your lessons with careful attention
- And treat each one as a special invention
- You're sure to see student success and retention
- Reducing your levels of stress and tension!

Plan effective lessons. The very best teachers know that if you want to have a great lesson, you have to plan a great lesson. It truly is that simple. But understand that planning takes time. However, if you teach a well-planned lesson, then you can really enjoy your teaching. Now, does that mean that you will accomplish everything you intend to accomplish or that your plan will go off without a hitch? Of course not. Teaching is not an exact science, and that is why we need to plan so thoroughly.



THE TEST



Tune: I Will Survive

At first I was afraid,
I was petrified
Kept thinkin' I could never pass it
even if I tried!
But then I spent so many nights
Thinking' hard and thinkin' long
And I grew strong,
And I learned how to carry on
Sat10 is back, from outer space
I just walked in to find that test
staring at me right in the face
I know that I can really rock
I know that i have got the key
And now I know it's all because
My teachers taught the strategies
Go on now go, walk to the door
Just walk on through now
Cause you're not frightened anymore
Weren't you the test that tried to
throw me off the trail?
Did I crumble?
Did you think I'd lay down and fail?
Oh no not I. I will survive!
Oh, as long as I know strategies,
I know I'll stay alive.
I've got all my life to live,
I've got all my time to give and I'll
survive
I WILL SURVIVE - HEY! HEY!

Teachers who do not plan good lessons end up struggling with behavior problems, off-task students, and general chaos. In order for the students to learn a new skill, the lesson must be well thought-out and well taught. Good planning is a skill; and it requires training, patience, practice, and guidance. Mentors can play a critical role by spending time planning with new teachers.

The following are some simple tips for you to use when planning any lesson:

- Determine your objective.
- Decide how you will make the lesson interesting and inviting for your students.
- Be sure to make an effort to actively involve your students in every part of the lesson.
- Plan to state the lesson's purpose, relate the skill to students' real lives, teach and model the skill, practice the skill with them, have them try the new skill independently, and review.
- Gather any necessary materials beforehand.
- Enjoy teaching your well-planned lesson!

All those Nights of Homework

Tune: Itsy Bitsy Spider

All those nights of homework
and all those days of school
Lots of information, lots of learning
tools
I know I'm ready, I'll do the best I can
On the tests that I am taking
Oh yes, this is my plan



Do My Best

Tune: This Old Man

Do my best—on this test!
I know how. I am not stressed!
'Cause I worked, I learned
And studied through the year.
I'll do well. I have no fear!

E- Book Mania

Tip by Jennifer Badeaux



Currently there are numerous online libraries and bookstores that distribute free eBooks. These books range from much of the classic literature, science and philosophy to current best sellers, reference books, and instruction manuals. A teacher should easily be able to find eBooks related to their content area for example complete works of William Shakespeare are available to download from University of Virginia's eBook library.

Don't forget, just because you don't have a Kindle you can still use these. You can use the application for Kindle on the PC for the small netbooks and you can use it on your computer and project it as well.

What a great way to bring books to life!

Try these sites:

- [Http://www.drscavanaugh.org/ebooks/ebooklibraries.htm](http://www.drscavanaugh.org/ebooks/ebooklibraries.htm)
- <http://www.pixelofink.com/>
- <http://youngedition.pixelofink.com/>
- <http://promo.net/pg>
- <http://www.editec.net>
- <http://www.blackmask.com>
- <http://www.baen.com/library>
- <http://www.audiobooksforfree.com>

There are estimated to be over 200,000 eBooks available for free online!

It's a great way to use technology in your classroom as well.

Ideas for using eBooks in teaching:

- Place eBooks or links to eBooks on a course site
- Set up classroom computers with eBooks
- Display passages from eBooks during class discussion on projector - a very big digital book!
- Have students create an original eBook of student work
- Teach students active reading strategies

Important (and some random) Dates in April:

- National Poetry Month
- 1 - April Fool's Day
- 2- International Children's Book day
- 3- Find a Rainbow Day
- 4 - First U.S. Flag Approved
- 5 - National Read a Road Map Day
- 6- North Pole discovered in 1898
- 7 - Passover Begins at Sundown
- 8 -Easter
- 9 -Author Margaret Peterson Haddix birthday
- 10 - National Sibling Day
- 12- Author Beverly Cleary Birthday
- 13- 3rd President Thomas Jefferson Birthday
- 14- Titanic struck the iceberg in 1828
- 15- Income Tax Day
- 18- Great San Francisco Quake in 1906
- 19- Revolutionary War begun in 1775
- 21- National Kindergarten Day
- 22 -Earth Day
- 23 -William Shakespeare birthday 1564
- 24 - Library of Congress Established (1800)
- 25- Secretaries Day
- 26- Take Daughters and Sons to work day
- 27-Arbor Day
- 28- James Monroe 5th president birthday
- 29 - Zipper day (patented in 1913)
- 30- National Honesty Day



Follow Jen on Titter : **@TeachwithTech1**

Time for Tests

Tune: Twinkle, Twinkle Little Star



Time for tests where I will show
 Things I've learned and things I know!
 I am Ready! I feel Strong!
 When I'm careful, can't go wrong
 I worked hard the whole year through
 I will show what I can do!



April Birthdays

- 4/4 Stephanie Davis
- 4/7 Kristin Harrell
- 4/7 Julie Ramos
- 4/8 Stacey Mundo
- 4/9 John Haywood
- 4/12 Louise Rodriguez
- 4/12 Anne O'Leary
- 4/16 Christy Stone
- 4/19 Anna Norris
- 4/21 Jacquelyn Janowski
- 4/22 Katie Pertschi
- 4/23 Lisa O'Grady
- 4/29 David Swain



Share your celebrations with our region.....had a baby? Get married? Tell us - just email me!



Take our Test

(tune -Be Our Guest in Disney's Beauty and the Beast)

Take our test! Take our Test!
 Put your name above the rest.
 To the right you write the date there.
 Who would ask for any less?
 Use a pencil -make it sharp.
 You are now ready to start read directions very slowly
ONE by ONE, Part by Part, You'll do great!
 You'll Impress! You are heads above the rest
 And remember you're the student who's the best!
 You're the smartest one. Now come and have some fun
 Take our Test! Take our Test! Take our Test!




Education Directors

- Formative Assessments**
- Higher Order Thinking Skills**
- Student Engagement**
- Learning Environments**
- Mentoring and Growing our teachers**

Don't forget to check out the latest blog:

<http://imagineeducators.webs.com/>

Topics to ask your ed director about!!



Coming soon—

- ☺ **Common core standards**
- ☺ **Building relationships**
- ☺ **Differentiated Instruction**
- ☺ **??? Ideas of what you want to see???**



The Road Not Taken

By Robert Frost

Two roads diverged in a yellow wood, And sorry I could not travel both
 And be on traveler, long I stood- And looked down one as far as I could
 To where it bent in the undergrowth
 Then took the other, as just as fair, and having perhaps the better claim
 Because it was grassy and wanted wear,
 Though as for that the passing there had worn them really about the same
 And both that morning equally lay in leaves no step had trodden black
 Oh, I marked the first for another day!
 Yet knowing how way leads on to way
 I doubted if I should ever come back
 I shall be telling this with a sigh
 Somewhere ages and ages hence:
 Two roads diverged in a wood, and I,
 I took the one less traveled by,
 And that has made all the difference.



Get to know the North Florida Team Favorite Poem



- Diane Beatty:** "I Cannot Live With You"
Emily Dickenson
- Lisa O'Grady:** "Sick" by Shel Silverstein
- Linda Williams:** "Alone" by Maya Angelou
- Mary Briggs:** 1 Corinthians
- Jennifer Fornes:** "God Made Little Boys"
- Jeremy Gutierrez:** "One Inch Tall"
by Shel Silverstein
- Stephania Sherman:** "The Road Not Take"
by Robert Frost

National Poetry Month

I Cannot live with you by Emily Dickinson

God made little boys it seems,
To answer parents dreams.
For expectations are begun
When he sends down a little son.
A son to teach the golden rule,
To watch as he goes off to school
To marvel at his happy face,
Every time he wins a race
Playing tricks and funny pranks,
Learning to say "please" and "thanks"
Yes, god brings parents endless pleasure,
When he sends a little boy to treasure
—Author Unknown

I cannot live with you—it would be life—and life is over there—behind a shelf
The Sexton keeps the Key to —putting up —our life —His Porcelain— Like a Cup
Discarded of the Housewife—Quaint or Broke— A newer Sevres pleases—Old ones Crack
I could not die—with you—For one must wait to shut the Other's gaze down—You —could not
And I—Could not stand by—and see You—freeze—Without my Right of Frost— Death's privilege?
Nor could I rise—with you—Because Your Face would put out Jesus' - That New Grace
Glow plain —and foreign. On my homesick Eye—Except that You than He shone closer by—
They'd judge Us —How— For You— Served Heaven—You know, or sought to—I could not
Because You saturated sight—And I had no more Eyes—for sordid excellence as paradise
And were You lost, I would be—Thought My Name rang loudest on the heavenly frame
And were You—saved—And I—condemned to be where You were not—That self were Hell to me
So We must meet apart—You there— I here—with just the door ajar
That Oceans are— and Prayer— And that White Sustenance— Despair—

Alone by Maya Angelou


Lying thinking Last night
How to find my soul a home
Where water is not thirsty
And bread loaf is not stone
I cam up with one thing
And I don't believe I'm wrong
That nobody, But nobody
Can make it out here alone.
Alone, all alone— Nobody, but nobody
Can make it out here alone
There are some millionaires
With money they can't use
Their wives fun around like banshees
Their children sing the blues
They've got expensive doctors
To cure their hearts of stone
But nobody, no, nobody
Can make it out here alone
Now if you listen closely
I'll tell you what I know
Storm clouds are gathering
The wind is gonna blow
The race of man is suffering
And I can hear the moan,
Cause nobody, but nobody
Can make it here alone

1 Corinthians 13:4-7

Love is patient,
love is kind.
It does not envy,
it does not boast,
it is not proud.
It is not rude,
it is not self-seeking,
it is not easily
angered,
It keeps no record of
wrongs.
Love does not
delight in evil but
rejoices with the
truth.
It always protects,
always trusts,
always hopes always
perseveres.
Love never fails.

Sick by Shel Silverstein

"I cannot go to school today," Said little Peggy Ann McKay.
"I have the measles and the mumps, A gash, a rash and purple bumps.
My mouth is wet, my throat is dry, I'm going blind in my right eye. My tonsils are as big as rocks, I've counted sixteen chicken pox
And there's on more —that's seventeen, And don't you think my face looks green? My leg is cut —my eyes are blue —It might be instamatic flu.
I cough and sneeze and gasp and choke, I'm sure that my left leg is broke. My hip hurts when I move my chin, my belly button's caving in.
My back is wrenched, my ankle's sprained, My 'pendix pains each time it rains. My nose is cold, my toes are numb. I have a sliver in my thumb .
My neck is stiff, my voice is weak, I hardly whisper when I speak. My tongue is filling up my mouth. I think my hair is falling out.
My elbow's bent my spine ain't straight, my temperature is one-o-eight! My brain is shrunk, I cannot hear, there is a hole inside my ear.
I have a hangnail, and my heart is- - what? What's that ?
What's that you say? You say today is...Saturday? G'bye, I'm going out to play!"



One Inch Tall

by Shel Silverstein

If you were only one inch tall, you'd ride a worm to school

The teardrop of a crying ant would be your swimming pool

A crumb of cake would be a feast
And last you seven days at least

A flea would be a frightening beast
If you were one inch tall

If you were only one inch tall,
You'd walk beneath the door
And it would take about a month to get down to the store

A bit of fluff would be your bed,
You'd swing upon a spider's thread,
And war a thimble on your head
If you were one inch tall

You'd surf across the kitchen sink upon a stick of gum

You couldn't hug your mama, you'd just have to hug her thumb

You'd run from people's feet in fright,
To move a pen would take all night
(This poem took fourteen years to write—
"Cause I'm just one inch tall).



Great things going on in our Schools

Imagine Students Find A Voice

by Amanda Garner

Middle School Teacher at Imagine School at Evening Rose

Located in the heart of Tallahassee, Middle School students and teachers of Imagine School at Evening Rose took full advantage of their prime location on Monday when they loaded up three buses and took the 4.3 mile ride to the Florida State Capitol. The K-8 public charter arrived at the epicenter of legislative decision making in support of a bill that, if passed, will provide equal funding to public charter schools.

Although the main purpose for the day-long field trip was to show mass support for the equal funding bill, the opportunity for hands-on learning was fully realized. Students arrived hours prior to the bill proposal to the House of Representatives and began with a bag lunch and a birds eye view of Tallahassee from the twenty-second floor of the new Capitol Building. Once students were finished pointing out familiar landmarks and snapping a few pictures with friends, they embarked on a forty-five minute scavenger hunt of downtown Tallahassee. Teamed together by their homerooms and armed with a list of twenty clues and questions, the students proceeded north from the Capitol Complex. They read plaques, explored historic buildings, and wandered through parks and hidden side streets on their way to the Historic Capitol Museum. At the museum the students continued to explore the old capitol and surrounding buildings and monuments and gained a deeper understanding of the city they call home.



Taking one last moment to pose for a group picture on the steps of the old capitol with signature candy-striped awnings, students and teachers finally prepared to go before the Florida House of Representatives.

Once seated in the House chamber, Imagine School's teachers and students clearly stood out among the usual monotone suites of lobbyist and lawyers as each donned matching baby blue tee-shirts that read "I Deserve Equal Funding / Charter Schools ARE Public Schools" in bold navy blue letters. Without even a word Imagine School's presence spoke volumes. For the next hour students spoke with others in attendance and had the opportunity to witness firsthand the state legislative process as the floor debate on various proposed laws proceeded. The students got to see the Roberts Rules Of Order (including much use of "yeas" and "nays") in action, as well as other proper debate etiquette.



Even though the final fate of the proposed bill for equal funding for public charter schools still remains unknown, the events of Monday served as a valuable teaching opportunity for our Imagine School students. Not only did they gain a better understanding of the rich and historic culture that surrounds them every day, they also experienced their state government at work. Monday Imagine School at Evening Rose took advantage of its location in the state capitol to teach our students that they have a voice and as Americans living in a democracy it is imperative that they exercise that voice. Collectively, Imagine students not only represented their public charter school, but public charters across the nation.

Great things going on in our Schools

“Helping Hands and Caring Hearts: Students Give Kids The World”

By: Robert A. Knapp

Fifth Grade Teacher Imagine South Lake

Wishes come in many ways, shapes, and forms. Living in Central Florida, it is very easy to make a wish and have a fairy tale castle right in your own backyard or be able to travel on a journey to Hogwarts and be an honorary wizard for the day. But when you have a life threatening disease, sometimes that wish is hard to come true. All of those wishes from children all over the United States, as well as places as far away as Canada and the United Kingdom, are now being fulfilled due to a not for profit organization known as “Give Kids the World”.



Recently, 23 students from the Builders Club at Imagine South Lake and club advisors, Wendy Decker, and Robert Knapp, traveled to the Give Kids the World Village in Kissimmee, Florida, to spend some time volunteering and putting smiles on the faces of the children and their families who were given the opportunity to stay at the Village for a seven day all-inclusive vacation. During our visit, the students were able to walk around the village, which resembled a life-sized version of the game, CANDYLAND, and interact with the guests of the resort. One part of the experience was to spend some time at poolside and hand out beads for some very lucky party-goers as it was “Mardi Gras”. The on-deck party was a very exciting start to a very busy evening. The other activities included making fun and easy crafts such as Mardi Gras masks and coloring book marks, and then getting up on stage and dancing to some party hits such as “YMCA” and “The Chicken Dance”. Much to our surprise in the middle of the party, everyone was greeted by the Village’s official mascots, Mayor Clayton and his wife, Miss Merry.

The event was sponsored by the South Lake chapter of the Kiwanis organization. Representatives Richard Chapman and Diane Stazsel, who are also the school’s liasons for the Club, both agreed that in all of the years that they have done community service events, this was the best that they ever participated in.

Stazsel said that she was so impressed by the enthusiasm and compassion that the students from our school showed during this event. Chapman agreed, and he was so moved by how much the kids were making a difference, that the Kiwanis has so graciously agreed to donate \$250.00 to the Village and will commemorate our visit with one of the special paved stones that graces the walkway at the entrance to the Village. It will be engraved with the name of the Builders Club from our school and the South Lake chapter of Kiwanis.



For many of our students, this was definitely a life-changing event and the memories of what they experienced will surely live on, even long after they have moved on into other areas of their lives. Not only are the members of the Imagine South Lake Builders Club part of a National School of Character, but also a part of a school with truly caring hearts.

Great things going on in our Schools

Seventy-five seventh graders attending Imagine School recently developed a service learning project to help reduce our unemployment. Students conducted research and analyzed facts to put together an action plan which included new website suggestions and an annual networking workshop to showcase local businesses. Drawing attention to Palm Coast's naturally beautiful amenities is also on their list of priorities. These resourceful students presented their findings at a City Council meeting in March and we are most proud that our younger citizens are contributing valuable ideas to help boost our economy.



Third grade was learning about immigration and Mrs. Fonte came across an Ellis Island Simulation activity. She planned and organized the event for the entire third grade to enjoy. Students were allowed to dress as an immigrant and bring a box with belongings they would want in America.



We started the activity on a boat (outlined in masking tape) complete with ocean sound effects. Students lined up to have their passports checked and then proceeded with their class to four different stations. The stations included a medical check, baggage check, questions about how you will earn a living, and an interview station. Some students were detained or deported as immigrants would have been on Ellis Island. The fun filled day culminated with a Welcome to America party. The students and parent volunteers loved the event. We only had positive feedback



from it and even had parents volunteer to help with it again next year, even though their child would not be participating! You can find more information about this awesome hands on learning activity at [http://www.bringinghistoryhome.org/assets/bringinghistory home/2nd-grade/unit-2/2_immigration_ellis_island_simulation.pdf](http://www.bringinghistoryhome.org/assets/bringinghistory%20home/2nd-grade/unit-2/2_immigration_ellis_island_simulation.pdf).

Decision Making

By: Savannah Vickery

Eighth Grade student



Imagine School at Evening Rose Middle School decided they wanted a uniform color change. A petition was done and the principal approved. Later, they chose me, Savannah Vickery, to choose next year's uniform colors.

As the decision maker, I realized that I was taking on a big responsibility that would affect a lot of people. I am an eighth grader so the decision will not affect me because I cannot attend Imagine next year. Libby Smith ran the task force and she set up a Survey Monkey and sent it to the parents of the Middle School students. After three weeks, she collected the data, printed it out, and gave it to me. I now had five days to make my decision.

I was so worried about making the right decision and trying to please everybody, but I knew I couldn't please everyone. So I went to talk to Mrs. Stacey. She said to me, "Savannah, I'm going to tell you a quote from Dennis Bakke. If you made a decision that everyone is happy with, you made the wrong decision." I sat and thought about it for a while saying the words in my head over and over, soaking in the words.

After that, I went looking for color choices and advice. A lot of parents wanted multiple colors to choose from and wanted all kinds of colors like khaki, black and navy pants with red, white, and blue shirts. A lot of parents also said that they already spent a lot of money on navy pants and absolutely did not want to change that color. So I thought that if I chose multiple colors with a navy choice, then that could be a compromise. The quote, "If you make a decision that everyone is happy with, then you made the wrong decision." Ran through my head again.

I spoke with Mrs. Williams and received more good advice. Khaki stains easily. So I mentioned the multiple colors, and she said that if we do that, then it won't look like a real uniform. I had one day left and I didn't know what I was going to do.

After a night and days thought, I made my decision, and hoped it was the right one. After school at the Ambassador meeting, Mrs. Stacey called me to the front of the classroom to tell everyone my decision. I was nervous anticipating the responses I would get. I stood up straight and said, "After a lot of thinking, I have decided to keep the navy pants because parents have spent a lot of money on the pants that you can probably wear next year. The shirt color I have decided to change to....." I paused. All eyes were gazing at me impatiently. "Garnet." I have chosen this because many people like the color and it doesn't show stains easily." I looked around watching faces light up and grin from ear to ear, and knew I had made the right decision. And I was so happy it was over.

